

DEPARTMENT OF WATER RESOURCES

1416 NINTH STREET, P.O. BOX 942836
SACRAMENTO, CA 94236-0001
(916) 653-5791



*e/m P Reyes
J Barrett
M Johnson*

File 0001.3
0644.105.1
0932.47

April 5, 2013

Ms. Patti Reyes
Coachella Valley Water District
P. O. Box 1058
Coachella, CA 92236

RE: Proposition 84 – Round 1 – Integrated Regional Water Management (IRWM) Implementation Grant; Amendment No: 1; Agreement No. 4600009560

Dear Ms. Reyes :

Enclosed is an original executed copy of Amendment No. 1 to Agreement No. 4600009560.

If you have any questions, please call Anna Aljabiry, Project Manager at (916) 65-9262 or Anna.Aljabiry@water.ca.gov.

Sincerely,

Elise King

Elise King
Contract Analyst
Implementation Grants Section
Financial Assistance Branch
Division of Integrated Regional Water Management

Enclosures

cc: Anna Aljabiry

**Grant Agreement 4600009560
Amendment 1**

**State of California
Natural Resources Agency
Department of Water Resources**

**Agreement Between The State of California
Department of Water Resources
and Coachella Valley Water District
Under the Integrated Regional Water Management (IrwM) Implementation Grants
California Public Resources Code §75026 *Et Seq.***

The following modifications shall be made:

Exhibit A

New scope of work is created to describe the tasks involved in the new project.

Exhibit B

New schedule is created to reflect the start and end date of the new grant administration project.

Exhibit C


1. Remove the grant administration task from each project's budget table and combine all grant administration funding in a new project titled "Project A."
2. Remove the cost share for DAC project #2 "Short-Term Arsenic Treatment Project."
3. Add summary budget table depicting funding match and grant share per project.

All other terms and conditions of the agreement will remain the same.


IN WITNESS WHEREOF, this Agreement has been executed by the parties hereto:

STATE OF CALIFORNIA,
DEPARTMENT OF WATER RESOURCES

COACHELLA VALLEY WATER
DISTRICT



Tracie L. Billington, Chief
Financial Assistance Branch




Jim Bennett Barrett
Acting General Manager

Date: 4/5/13

Date: 3.19.13

Approved as to legal form and sufficiency

for 

Spencer Kenner, Assistant Chief Counsel
Office of Chief Counsel

Date: 28 March 2013

Exhibit A – Work Plan

Exhibit A is amended to include a grant administration project.

Project Sponsor

Coachella Valley Water District (CVWD)

Project A:

The Purpose of the Grant Administration Project is to provide administrative management services by the CVWD for the Implementation Grant. These Services include but are not limited to

- CVWD staff time to communicate with project sponsors and DWR on a regular basis in regards to IRWM grant contracts including agreements between grantee and project sponsors, project progress, and agreement amendments with DWR.
- Review invoices from project sponsors to ensure project costs eligibility and contract compliance, and submit them to DWR for Payment
- Attend meetings and conference calls necessary to keep implementation projects on track
- Coordinate workshops, meetings, and any other necessary activities related to the projects listed in the agreement
- Attending meeting organized by DWR or public agencies and related to Prop 84 implementation activities
- Other duties as needed to administer the grant, such as processing and distributing payments to local project sponsors.

Project Submittals

CVWD will submit:

- Invoices
- Agreement quarterly report
- Project completion report
- Any other documents or deliverables as necessary to the grant agreement

Exhibit C
Budget

Table 1: Summary Budget Table by Project
Coachella Valley IRWM Implementation Grant

Project		Project Sponsor	Non-State Share* (Funding Match)	Requested Grant Funding	Other State Funds Being Used	Total	% Funding Match
GA	CVWD Grant Administration	CVWD	\$0	\$100,000	\$0	\$100,000	0%
1	<i>Regional Water Conservation Program</i>	CVWD	\$347,500	\$1,000,000	\$0	\$1,347,500	26%
2	<i>Short-Term Arsenic Treatment Project</i>	Pueblo Unido Community Development Corporation	\$0	\$550,000	\$0	\$550,000	0%
3	<i>Groundwater Quality Protection Program</i>	Desert Hot Springs	\$2,071,540	\$1,000,000	\$0	\$3,071,540	67%
4	<i>Groundwater Quality Protection Program</i>	Cathedral City	\$467,275	\$1,350,000	\$0	\$1,817,095	25%
Grand Total			\$2,886,315	\$4,000,000	\$0	\$6,886,135	
Calculation of Funding Match %			\$2,886,315	-	-	\$6,886,135	39%
<i>*Sources of funding: Please refer to each of the individual budgets below for a full explanation of the various sources of non-state funding.</i>							

**Table 2: Total Project Budget – Project #1
 Regional Water Conservation Program – CVWD**

Budget Category		(a) Non-State Share* (Funding Match)	(b) Requested Grant Funding	(c) Other State Funds Being Used	(d) Total	(e) % Funding Match
(a)	Direct Project Administration Costs	\$22,500	\$0	\$0	\$22,500	100%
(b)	Land Purchase/Easement	\$0	\$0	\$0	\$0	0%
(c)	Planning/Design/Engineering/ Environmental Documentation	\$0	\$0	\$0	\$0	0%
(d)	Construction/Implementation	\$325,000	\$1,000,000	\$0	\$1,325,000	25%
(e)	Environmental Compliance/ Mitigation/Enhancement	\$0	\$0	\$0	\$0	0%
(f)	Construction Administration	\$0	\$0	\$0	\$0	0%
(g)	Other Costs (Including Legal Costs, Permitting and Licenses)	\$0	\$0	\$0	\$0	0%
(h)	Construction/Implementation Contingency	\$0	\$0	\$0	\$0	0%
(i)	Grand Total	\$347,500	\$1,000,000	\$0	\$1,347,500	26%

** Sources of funding: The non-state share funding match will be provided by the conservation budgets of the operating funds of the individual partner agencies.*

Table 8: Total Project Budget – Project #2
Short-Term Arsenic Treatment Project – Pueblo Unido Community Development Corporation

Budget Category		(a) Non-State Share* (Funding Match)	(b) Requested Grant Funding	(c) Other State Funds Being Used	(d) Total	(e) % Funding Match
(a)	Direct Project Administration Costs	\$0	\$13,200	\$0	\$13,200	0%
(b)	Land Purchase/Easement	\$0	\$0	\$0	\$0	0%
(c)	Planning/Design/Engineering/ Environmental Documentation	\$0	\$18,000	\$0	\$18,000	0%
(d)	Construction/Implementation	\$0	\$438,800	\$0	\$438,800	6%
(e)	Environmental Compliance/ Mitigation/Enhancement	\$0	\$0	\$0	\$0	0%
(f)	Construction Administration	\$0	\$26,200	\$0	\$26,200	0%
(g)	Other Costs (Including Legal Costs, Permitting and Licenses)	\$0	\$7,500	\$0	\$7,500	0%
(h)	Construction/Implementation Contingency	\$0	\$46,300	\$0	\$46,300	0%
(i)	Grand Total	\$0	\$550,000	\$0	\$550,000	0%

Table 15: Total Project Budget – Project #3
Groundwater Quality Protection Program – Desert Hot Springs

Budget Category		(a) Non-State Share* (Funding Match)	(b) Requested Grant Funding	(c) Other State Funds Being Used	(d) Total	(e) % Funding Match
(a)	Direct Project Administration Costs	\$24,000	\$0	\$0	\$24,000	100%
(b)	Land Purchase/Easement	\$0	\$0	\$0	\$0	0%
(c)	Planning/Design/Engineering/ Environmental Documentation	\$58,140	\$0	\$0	\$58,140	100%
(d)	Construction/Implementation	\$1,806,800	\$1,000,000	\$0	\$2,806,800	64%
(e)	Environmental Compliance/ Mitigation/Enhancement	\$5,000	\$0	\$0	\$5,000	100%
(f)	Construction Administration	\$12,000	\$0	\$0	\$12,000	100%
(g)	Other Costs (Including Legal Costs, Permitting and Licenses)	\$40,000	\$0	\$0	\$40,000	100%
(h)	Construction/Implementation Contingency	\$125,600	\$0	\$0	\$125,600	100%
(i)	Grand Total	\$2,071,540	\$1,000,000	\$0	\$3,071,540	67%

**Sources of funding: Assessment District No. 12 Bonds and District Capital Improvement Fund. Design completed in conjunction with a UASCE planning grant that required a 25% cost share.*

Table 23: Total Project Budget – Project #4
Groundwater Quality Protection Program—Cathedral City

Budget Category		(a) Non-State Share* (Funding Match)	(b) Requested Grant Funding	(c) Other State Funds Being Used	(d) Total	(e) % Funding Match
(a)	Direct Project Administration Costs	\$8,642	\$32,391	\$0	\$41,033	21%
(b)	Land Purchase/Easement	\$0	\$0	\$0	\$0	0%
(c)	Planning/Design/Engineering/ Environmental Documentation	\$345,000	\$0	\$0	\$345,000	100%
(d)	Construction/Implementation	\$113,633	\$1,166,175	\$0	\$1,279,808	9%
(e)	Environmental Compliance/ Mitigation/Enhancement	\$0	\$0	\$0	\$0	0%
(f)	Construction Administration	\$0	\$44,317	\$0	\$44,137	0%
(g)	Other Costs (Including Legal Costs, Permitting and Licenses)	\$0	\$0	\$0	\$0	0%
(h)	Construction/Implementation Contingency	\$0	\$107,117	\$0	\$107,117	0%
(i)	Grand Total	\$467,275	\$1,350,000	\$0	\$1,817,095	25%

* Sources of funding: Cathedral City funded the studies and design services with City Redevelopment Agency (RDA) funds.